

SUPPLEMENT ONE TO BRIEF No. 24

An Evaluation for the Boys and Girls Clubs of the Twin Cities

Table A.
Demographics, service needs, and academic characteristics of BGC Youth – AY2014 Cohort

	Total		Age				Participation						Tenure					
			Child		Teen		Under 52 days		52-156 days		156 plus days		1 year		2-3 years		3 plus years	
	n	%	n	%	n	%	n	%	n	%	n	%	n	%	n	%	n	%
Male	2572	55.09	1668	53.44	903	58.30	2084	54.68	420	56.53	68	59.13	1020	55.50	909	53.66	643	56.55
Female	2097	44.91	1453	46.56	643	41.51	1727	45.32	323	43.47	47	40.87	818	44.50	785	46.34	494	43.45
White	381	8.16	283	9.07	98	6.33	328	8.61	50	6.73	3	2.61	179	9.74	152	8.97	50	4.40
Black	2851	61.06	1966	62.99	885	57.13	2271	59.59	485	65.28	95	82.61	1148	62.46	1015	59.92	688	60.51
Hispanic	644	13.79	484	15.51	159	10.26	545	14.30	89	11.98	10	8.70	255	13.87	207	12.22	182	16.01
Asian	422	9.04	148	4.74	273	17.62	364	9.55	56	7.54	2	1.74	179	9.74	177	10.45	66	5.80
AIAN	371	7.95	240	7.69	131	8.46	303	7.95	63	8.48	5	4.35	77	4.19	143	8.44	151	13.28
FRL	4003	85.74	2696	86.38	1306	84.31	3251	85.31	743	100.00	115	100.00	1564	85.09	1463	86.36	976	85.84
SNAP/MFIP	2764	59.20	1862	59.66	902	58.27	2252	59.09	447	61.16	65	56.52	1064	57.89	1035	61.10	665	58.49
LEP	205	4.39	183	5.86	22	1.42	184	4.83	19	2.56	2	1.74	129	7.02	59	3.48	17	1.50
Homeless	431	9.23	321	10.29	110	7.10	376	9.87	48	6.46	7	6.09	186	10.12	165	9.74	80	7.04
Spec Ed	1050	22.49	640	20.51	410	26.47	872	22.88	162	21.80	16	13.91	365	19.86	358	21.13	327	28.76
CPS History	1109	23.75	741	23.74	368	23.76	892	23.41	186	25.03	31	26.96	375	20.40	422	24.91	312	27.44
OHP History	465	9.96	281	9.00	184	11.88	372	9.76	78	10.50	15	13.04	152	8.27	181	10.68	132	11.61
CMH History	273	5.85	145	4.65	128	8.26	232	6.09	38	5.11	3	2.61	88	4.79	99	5.84	86	7.56
High Attendance	3412	73.08	2423	77.64	987	63.72	2764	72.53	552	74.29	96	83.48	1388	75.52	1261	74.44	763	67.11
Moderate Attendance	778	16.66	513	16.44	265	17.11	632	16.58	131	17.63	15	13.04	292	15.89	287	16.94	199	17.50
Low Attendance	446	9.55	161	5.16	285	18.40	384	10.08	58	7.81	4	3.48	143	7.78	138	8.15	165	14.51
Low Mobility	3336	71.45	2273	72.83	1061	68.50	2670	70.06	565	76.04	101	87.83	1297	70.57	1247	73.61	792	69.66
Moderate Mobility	1242	26.60	810	25.95	432	27.89	1057	27.74	171	23.01	14	12.17	502	27.31	424	25.03	316	27.79
High Mobility	91	1.95	38	1.22	53	3.42	84	2.20	7	0.94	0	0.00	39	2.12	23	1.36	29	2.55
Total	4669	100.00	3121	100.00	1548	100.00	3811	100.00	743	100.00	115	100.00	1838	100.00	1694	100.00	1137	100.00

Note. All youth participated in BGC programming in AY2014; BGC participation is in AY2014. Unless otherwise noted, all characteristics and experiences represent AY2014 only. Children were defined as being aged 12 or younger and Teens aged 13 or older on September 1, 2013

The Center for Advanced Studies in Child Welfare (CASCW) is a resource for child welfare professionals, students, faculty, policy-makers, and other key stakeholders concerned about child welfare in Minnesota.

Minn-LInK is a unique collaborative, university-based research environment with the express purpose of studying child and family well-being in Minnesota using state administrative data from multiple agencies.

For more information, contact Kristine Piescher at 612-625-8169 or email at kpiesche@umn.edu

SUPPLEMENT ONE TO BRIEF No. 24

An Evaluation for the Boys and Girls Clubs of the Twin Cities

Figure A.
Percent of Youth Demonstrating Math Proficiency over Time

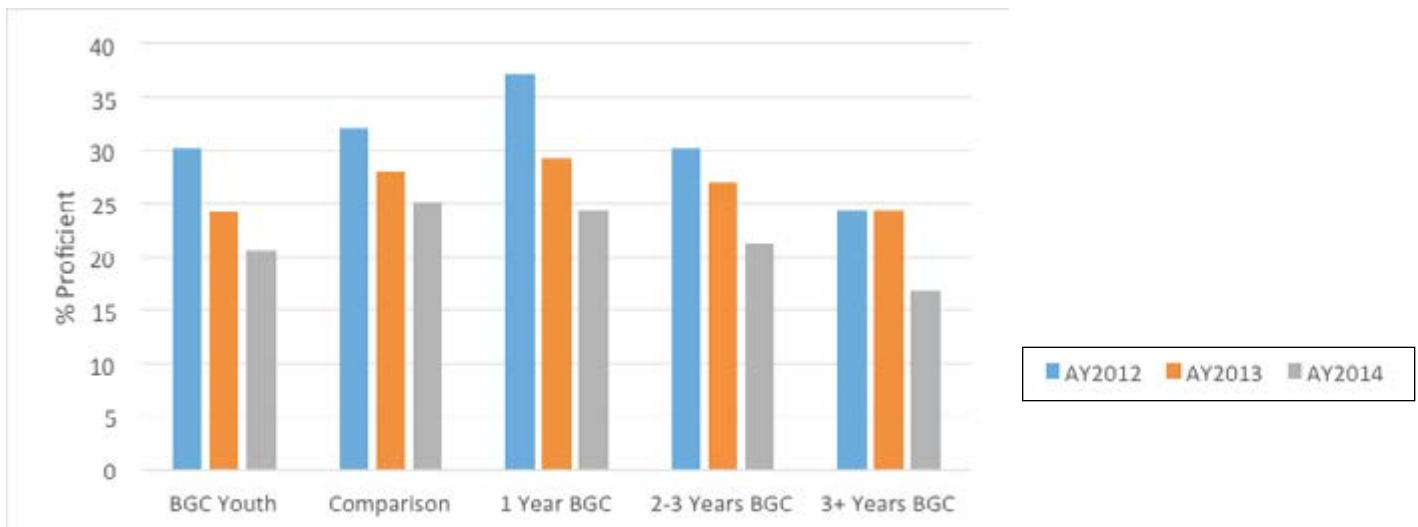
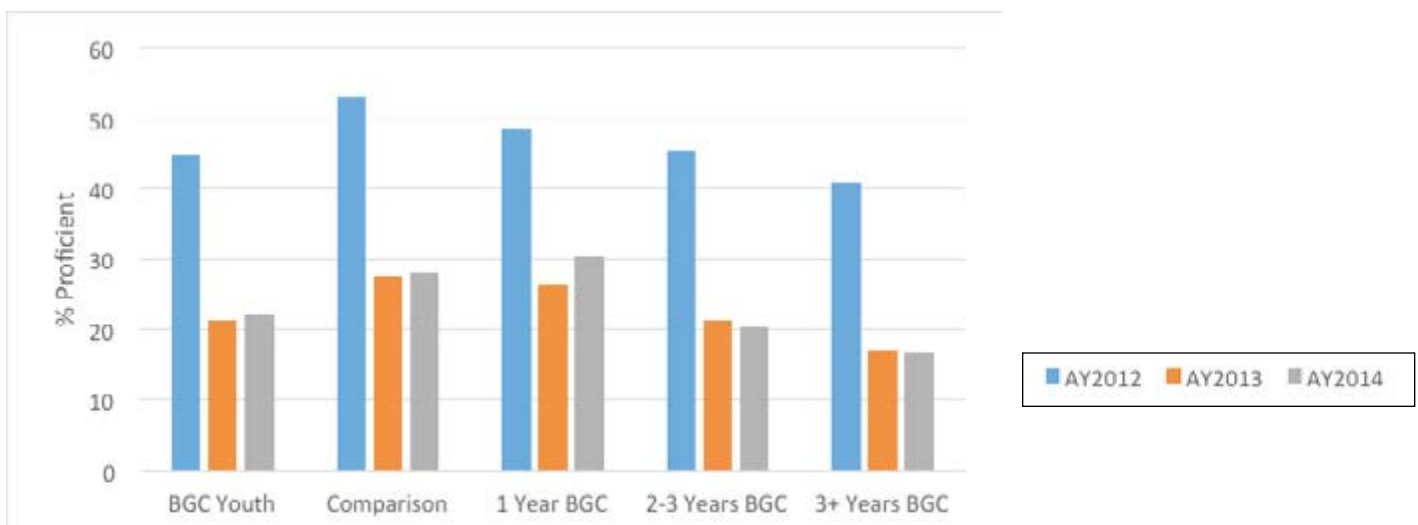


Figure B.
Percent of Youth Demonstrating Reading Proficiency over Time



The Center for Advanced Studies in Child Welfare (CASCW) is a resource for child welfare professionals, students, faculty, policy-makers, and other key stakeholders concerned about child welfare in Minnesota.

Minn-LInK is a unique collaborative, university-based research environment with the express purpose of studying child and family well-being in Minnesota using state administrative data from multiple agencies.

For more information, contact Kristine Piescher at 612-625-8169 or email at kpiesche@umn.edu

SUPPLEMENT ONE TO BRIEF No. 24
An Evaluation for the Boys and Girls Clubs of the Twin Cities

Figure C.
Mean Minnesota Comprehensive Assessment (MCA) Math Scores over Time

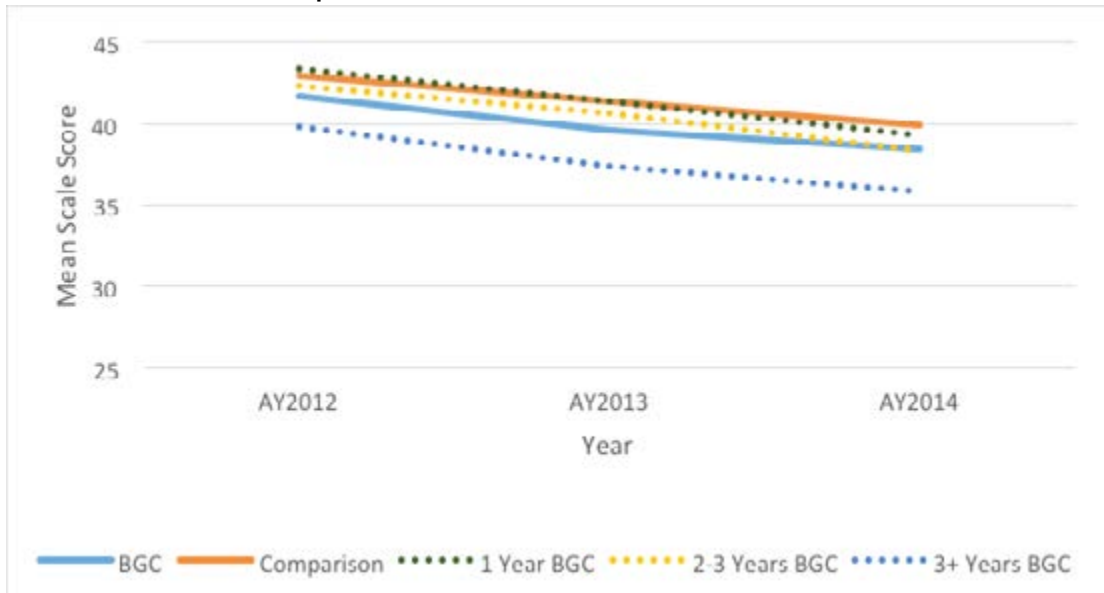
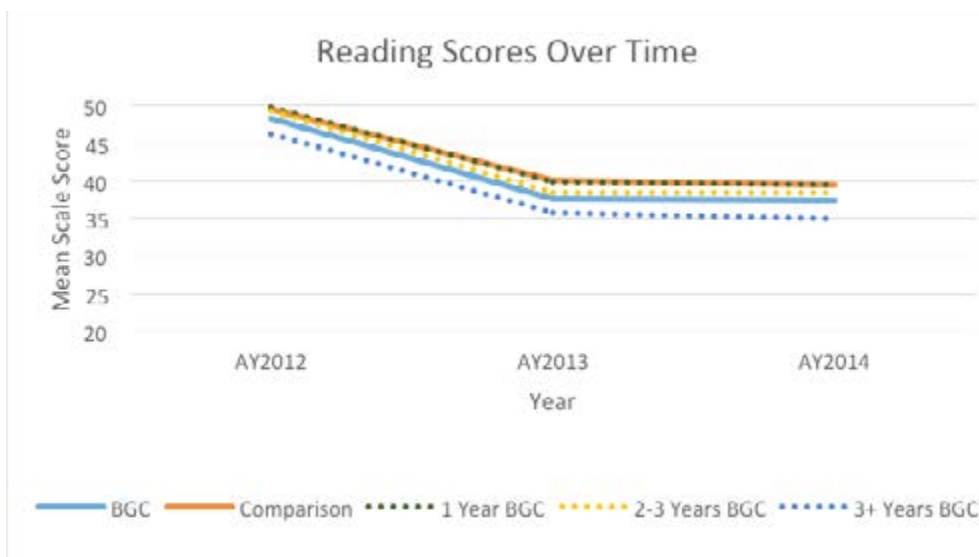


Figure D.
Mean Minnesota Comprehensive Assessment (MCA) Reading Scores over Time



Note. The Minnesota Comprehensive Assessment Reading test changed in AY2013; comparisons between AY2012 and AY2013 should not be made.

The Center for Advanced Studies in Child Welfare (CASCW) is a resource for child welfare professionals, students, faculty, policy-makers, and other key stakeholders concerned about child welfare in Minnesota.

Minn-LInK is a unique collaborative, university-based research environment with the express purpose of studying child and family well-being in Minnesota using state administrative data from multiple agencies.

For more information, contact Kristine Piescher at 612-625-8169 or email at kpiesche@umn.edu

SUPPLEMENT ONE TO BRIEF No. 24

An Evaluation for the Boys and Girls Clubs of the Twin Cities

Table B.
Logistic Regression Results – AY 2014 School Attendance, and Minnesota Comprehensive Assessment Math and Reading Proficiency

Predictor	School Attendance		Math Proficiency		Reading Proficiency		Reading Proficiency of 3rd Graders	
	Odds Ratio	95% CI	Odds Ratio	95% CI	Odds Ratio	95% CI	Odds Ratio	95% CI
White	1.00	--	1.00	--	1.00	--	1.00	--
AIAN	0.26*	0.18, 0.36	0.40*	0.24, 0.66	0.41*	0.24, 0.68	0.37	0.11, 1.24
Asian	1.92*	1.27, 2.90	1.31	0.86, 2.01	0.75	0.48, 1.18	1.36	0.40, 4.71
Hispanic	0.80	0.57, 1.12	0.52*	0.34, 0.78	0.53*	0.34, 0.80	0.47	0.16, 1.36
Black	0.89	0.67, 1.18	0.44*	0.32, 0.62	0.39*	0.27, 0.55	0.34*	0.15, 0.77
Free or Reduced Lunch Receipt	0.95	0.75, 1.20	0.67*	0.50, 0.91	0.59*	0.44, 0.79	0.25*	0.11, 0.54
Limited English Proficient	1.33	0.85, 2.07	0.47*	0.27, 0.82	0.24*	0.12, 0.47	0.31*	0.10, 0.94
Homeless	0.45*	0.36, 0.56	0.81	0.53, 1.23	0.56*	0.35, 0.89	0.25	0.06, 1.09
Special Education	0.81*	0.68, 0.96	0.22*	0.15, 0.32	0.22*	0.15, 0.32	0.32*	0.14, 0.73
SNAP/MFIP	0.52*	0.44, 0.66	0.89	0.71, 1.11	0.75*	0.60, 0.94	1.11	0.60, 2.04
CPS History	0.64*	0.52, 0.77	0.74	0.54, 1.01	0.60*	0.42, 0.84	0.86	0.41, 1.80
OHP History	1.51*	1.14, 1.99	1.25	0.80, 1.95	1.76*	1.10, 2.80	0.73	0.22, 2.41
CMH History	0.63*	0.48, 0.85	0.80	0.41, 1.55	1.36	0.77, 2.39	0.90	0.16, 5.03
Mobility	0.54*	0.49, 0.60	0.74*	0.61, 0.90	0.36*	0.53, 0.79	0.52*	0.29, 0.94
More than 156 days	1.00	--	1.00	--	1.00	--	1.00	--
Less than 52 days	0.75	0.44, 1.26	0.85	0.49, 1.46	1.36	0.74, 2.61	2.40	0.47, 12.14
52-156 days	0.77	0.45, 1.32	0.86	0.48, 1.54	1.01	0.51, 1.97	2.39	0.44, 12.83
3+ years Tenure	1.00	--	1.00	--	1.00	--	1.00	--
1 Year Tenure	1.07	0.89, 1.30	1.49*	1.13, 1.95	1.59*	1.20, 2.11	1.13	0.50, 2.55
2-3 Years Tenure	1.09	0.91, 1.32	1.45*	1.11, 1.88	1.34*	1.02, 1.76	1.10	0.50, 2.44
Child	2.12*	1.81, 2.48	1.46*	1.14, 1.88	1.06	0.82, 1.36	--	--
R2	0.221		0.145		0.165		0.267	
Model Sig.	0.000		0.000		0.000		0.000	

*p<0.05

Note. Satisfactory attendance is defined as > 90%.

The Center for Advanced Studies in Child Welfare (CASCW) is a resource for child welfare professionals, students, faculty, policy-makers, and other key stakeholders concerned about child welfare in Minnesota.

Minn-LInK is a unique collaborative, university-based research environment with the express purpose of studying child and family well-being in Minnesota using state administrative data from multiple agencies.

For more information, contact Kristine Piescher at 612-625-8169 or email at kpiesche@umn.edu

SUPPLEMENT ONE TO BRIEF No. 24

An Evaluation for the Boys and Girls Clubs of the Twin Cities

Table C.
Graduation and Dropouts AY2012, AY2013, AY2014

	All Eligible	Any Graduation	All Dropout
	%	%	%
Male	59.5	52.8	14.1
Female	40.5	65.1	11.5
White	4.7	51.3	7.7
Black	62.2	48.2	15.4
Hispanic	5.5	67.4	10.9
Asian	23.7	87.9	3.5
AIAN	3.8	21.9	43.8
FRL	86.9	57.1	13.9
SNAP/MFIP	36.2	33.1	17.2
LEP	0.8	71.4	14.3
Migrant	0.0	0.0	0.0
Spec Ed	24.1	38.3	14.9
Homeless	9.5	34.2	27.9
CPS	36.7	39.9	20.9
OHP	8.8	37.0	23.3
CMH	9.7	69.1	22.2
Total	100.0	100.0	100.0

Note. Graduation and dropouts are mutually exclusive.

The Center for Advanced Studies in Child Welfare (CASCW) is a resource for child welfare professionals, students, faculty, policy-makers, and other key stakeholders concerned about child welfare in Minnesota.

Minn-LInK is a unique collaborative, university-based research environment with the express purpose of studying child and family well-being in Minnesota using state administrative data from multiple agencies.

For more information, contact Kristine Piescher at 612-625-8169 or email at kpiesche@umn.edu